

THEATRE WORKS

THEATRE WORKS TECHNICAL SPECIFICATIONS APRIL 2022

Address: 14 Acland St, St Kilda, VIC 3182

Phone: 03 9534 4879

Email: technical@theatreworks.org.au

Venue Website: www.theatreworks.org.au

CONTENTS

1. INTRODUCTION

- 1.1 Contact Details
- 1.2 Location
- 1.3 Production Meetings

2. SAFETY

- 2.1 COVID Plan
- 2.2 Inductions
- 2.3 Hazardous Materials
- 2.4 Electrical Equipment
- 2.5 EWP Usage
- 2.6 Risk Assessment
- 2.7 Venue Safety

3. VENUE

- 3.1 Stage
- 3.2 Seating Bank
- 3.3 Loading Dock
- 3.4 Staging Notes
- 3.5 House and Work Lights
- 3.6 Backstage
- 3.7 Internet
- 3.8 Parking and Stage Door

4. EQUIPMENT

- 4.1 Access Equipment
- 4.2 Staging Equipment
- 4.3 Lighting
- 4.4 Audio
- 4.5 Vision
- 4.6 Streaming

5. APPENDICES

- 5.1 Evacuation Plan
- 5.2 Floor Plan (seating bank retracted)
- 5.3 Floor Plan (seating bank extended)
- 5.4 Elevation
- 5.5 Standard Lighting and Audio Rig

INTRODUCTION

1.1 Contact Details

Technical and Production Manager

Thomas Ray

Ph: 03 9534 4879

E: technical@theatreworks.org.au

General Manager

Dianne Toulson

Ph: 03 9534 4879

E: gm@theatreworks.org.au

Box Office Manager

Adam Gardner

Ph: 03 9534 3388

E: admin@theatreworks.org.au

Financial Administrator

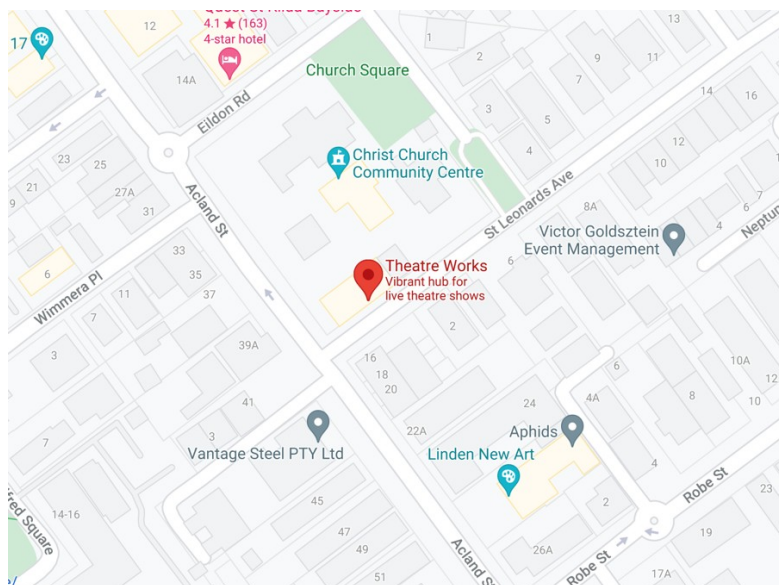
Anne Henderson

Ph: 03 9534 4879

E: finance@theatreworks.org.au

1.2 Location

Address: 14 Acland St, St Kilda, VIC 3182



1.3 Production Meetings

Production Meetings must be held with the full team of the incoming hirers and the Theatre Works team in the weeks leading up to bump in. Please consider your technical requirements, performance run time, contact list and content warnings.

2. SAFETY

2.1 COVID Plan

Please follow current government guidelines and recommendations within the venue. This includes wearing masks when required by legislation. Please contact the Technical and Production manager at technical@theatreworks.org.au for a full COVID Safety Plan.

2.2 Inductions

The Technical and Production manager will complete an induction with the Stage Manager at the beginning of bump in. The Stage Manager will then be responsible for correctly locking up the venue once the show season has commenced.

2.3 Hazardous Materials

Use of Hazardous materials such as fire, must be flagged with the Venue and Operations Manager as soon as possible. A thorough risk assessment must be completed by the hirer and sent to the Venue and Operations Manager prior to bump in.

2.4 Electrical Equipment

All items brought into the theatre must be tested and tagged to AS/NZS 3760. Venue staff can test and tag items.

2.5 EWP Usage

Hirers must be inducted by trained Theatre Works staff members before using the EWP and complete the accompanying logbook.

2.6 Risk Assessment

A risk assessment must be completed prior to bump in and sent to the Technical and Production Manager. Theatre Works has the right to reject any activities that they deem unsafe.

2.7 Venue Safety

- There must be a minimum clearance of 1200mm from emergency exits at all times.
- Handrails and steps must be installed on the seating bank whenever it is extended.
- Spray painting is prohibited in any indoor space.

3. VENUE

3.1 Stage

Stage Description

- Unraked black box studio space with fixed lighting grid. Hardwood floor covered in hardwood sheets. Stage crossover via dressing room.

Stage Distributed Load Limit

- 1000kg/m² (10kPa)

Stage Point Load Limit

- 600kg (6kN) subject to venue approval.

Stage Rake

- None

Proscenium Arch

- None

Setting Line

- 1200mm upstage of the seating bank when fully extended.

Distance from Setting Line

- SL to curtain track: 5621mm
- SL to seating bank: -1200mm
- SL to rear wall: 9536mm

Height

- Floor to grid: 6000mm
- Floor to curtain track: 5000mm

Width

- Total width: 12,194mm
- Centre Line to each wall: 6097mm

3.2 Seating Bank

144 seat retractable, automatic, Acromat seating bank.

3.3 Loading Dock

Double door to carpark with entrance off St Leonards Ave. Maximum truck size is 3-tonne, due to carpark access limitations.

Door dimensions: 2200mm high x 1600mm wide

Restrictions / Obstructions: Trucks must park parallel to loading doors. Shipping container may restrict access if other vehicles are present in the car park.

3.4 Staging Notes

- Screwing into the floor is permitted, but any larger holes or modifications to venue infrastructure must be confirmed with Venue Management.
- Painting of the floor is permitted but it MUST be returned to black at the conclusion of the hire period. Theatre Works will provide the black stage paint and it must be used. This will be supplied at the hirer's expense.
- Hirer's must provide their own tools, tape, paint, and hardware. A small selection of tape is available.
- Glitter, confetti, and organic materials such as dirt or sand are not to be brought into or used inside Theatre Works without prior permission from the Technical and Production Manager.

- Theatre Works cannot store set, props, or costumes outside of the hire period. All items brought into the venue by hirers must be removed at the conclusion of the hire period.
- Set construction and painting is not permitted in the foyer, dressing room toilets or within 2m of any doors.

3.5 House and Work Lights

House Lights

- QI Floods x 2
- 4x PC's above seating bank
- 1 Parcan 56 for Aisle
- 1 Fresnel 575w for acknowledgment of country
- Independent control: no
- Three dimmers channels must be reserved for house lights

Work Lights

- LED Work Lights controllable from OP Dressing Room Door, Bio Box, and Foyer Entrance
- Hi-Bays only controlled from the Bio Box

3.6 Backstage

Talkback

- 2 x UltraLITE Wireless Comms and base station.

Dressing Room

- Theatre Works has 1 dressing room with a capacity of 15 performers and adequate mirrors.

Toilets

- 1 gender neutral toilet and shower.

Kitchenette

- Fridge, microwave, kettle, and sink. Tea / Coffee is provided. It is the responsibility of the hirer to keep this area tidy throughout the season.

Laundry

- Washing machine, tumble dryer, iron, ironing board and clothing racks are provided.

3.7 Internet

Wi-Fi details available upon request.

3.8 Parking and Stage Door

Stage Door is accessible via rear of the theatre, entry via St Leonards Ave.

Free parking is available onsite for 6 cars during show calls. Parking is limited to 4 cars during office hours. During office hours please only park in spots marked "visitor parking". Entry via St Leonards Ave.

4. EQUIPMENT

4.1 Access Equipment

Elevated Work Platform

- JLG 20MVL Motorised Elevated Work Platform
- Maximum height of 5820mm
- Visiting technicians must be inducted prior to use and fill out the logbook.

Ladders

- 1x 1.8m stepladder
- 1x 3m A-Frame Branch Platform Ladder
- 1x 6m Extension Ladder

4.2 Staging Equipment

Drapes

Type	Material	Colour	Width	Height	Qty
Pleated	Wool	Black	4350mm	5000mm	6
Pleated	Wool	Black	3000mm	5000mm	2
Pleated	Wool	Black	1500mm	5000mm	2
Pleated (above exit door)	Wool	Black	2000mm	2400mm	1
Pleated (exit door cut out)	Wool	Black	2000mm	2700mm	1
Pleated	Wool	Black	4500mm	6000mm	2
Pleated	Wool	Black	1100mm	5000mm	1

Rostra

- 4x 1m x2m
- 2x 1.2m x2.4m

4.3 Lighting

Primary Control

- Primary console: ETC EOS Nomad Software on PC
- Control Channels: 1024
- Signal Output: 2x DMX universes through ETC Gadget II
- Remote Control: yes, wireless via ETC ARFR App

Secondary Control

- Console: LSC Maxim L 48/96
- Control Channels: 96
- Signal Output: 2x DMX universes
- Remote Control: no

Dimmers

- 60 @ 2.4kW per channel
- Location: Bio Box
- One dimmer channel must be reserved for house lights

Dimmer specifications

- 3x Jands FPX 12 Channel Rack
- 2x LSC Redback 12 Channel Rack
- 1x GEN VI 12 Channel Rack

Power

- 8x 32A, 400V 3-phase outlets located in bio box
- Limited 240V 10A circuits available throughout the venue, including 8 points located in the bio box

Stage Luminaires

Make	Angle	Accessories	Watts	Total
ETC Source Four Jr Zoom	25-50 °	12x M size Gobo Holders, 10x Iris	575w	14
Selecon Acclaim Axial Zoom	24-44 °	6x M size Gobo Holders	600w	7
Selecon Rama	7-56 °	24x Barndoors	1200w	24
Selecon SF1200	8-50 °	6x Barndoors	1200w	9
Strand Harmony F	8-55 °	6x Barndoors	1000w	8
Prolite PC	10-50 °	6x Barndoors	650w	6

Stage Luminaires Cont.

Make	Angle	Accessories	Watts	Total
Chauvet SlimPAR Pro RGBA	42°		90w	6
PAR 64	MFL		1000w	6
PAR 56	MFL		300w	5
Showline SL155 RGBW LED PAR	8-40°		150w	9
PAR 16 Birdies	38°	15 transformers	50w	22
Multipars	Mix	Mix of Lenses, Barndoors	575w	12

Lighting Accessories

Item	Model	Details	Total
Boom Arms	Flat Steel	90° twist	6
Floor Stands		Wooden and metal	12
Scaff Clamps		90° fixed	22
Scaff Clamps		Swivel	35

Scaff Pipe

Length	Qty	Length	Qty
360mm	71	890mm	2
490mm	2	920mm	2
550mm	1	1000mm	1
565mm	1	1070mm	1
670mm	1	1170mm	1
720mm	1	1200mm	1
3000mm	2	4000mm	4

Power

- Theatre Works has a good stock of 240v extension leads and power boards to accommodate venue stock. If hiring in equipment, extra cable may be required.

DMX

- Theatre Works has a limited stock of 5-pin DMX cable accommodate venue stock. If hiring in equipment, extra cable may be required.

Lighting Notes

- Theatre Works maintains a standard rig. All lights and equipment must be reverted to this standard rig at the conclusion of the season. This is the responsibility of the outgoing hirers. Please see LX plan in the appendix.
- All electrical equipment brought into the venue must be tested and tagged to AS/NZS 3760. Theatre Works staff can test and tag items for you.
- It is the hirers responsibility to notify the Venue Manager of any faulty or missing equipment. Any missing equipment at the end of the season (including accessories) may be charged to the hirer.

4.4 Audio

Control

- Control position: Bio Box
- Primary console: Allen and Heath QU24
- Secondary console: Behringer Xenvx 802

Speakers

- 8x RCF ART715A Active Speakers 400w
- Electro-Voice EKX-18SP Subwoofer
- The speakers are to be kept in standard position. Please see appendix for plan.

Playback

- Imac

Cable

- Theatre Works has a good stock of XLR cable of various lengths to accommodate simple audio set ups. If bringing in hires more cabling may be required
- 1x 30m long Multicore (16 sends and 4 returns)

Microphones and Stands

- 9x Shure SM58
- 4x Shure SM57
 - 1x Sennheiser XS Wireless Handheld mic (+ receiver)
 - 4x Sennheiser EW G4 radio mics (+ belts and receivers)
 - 2x Behringer Ultra DI
 - 2x Generic DI
 - 1x PC DI Box
 - 11x Tall boom arm mic stands
 - 4x Short boom mic stands

- 6x Music stands

4.5 Vision

Projectors

- 1x NEC P535UL (currently missing cradle)
- 1x Epson EB-1965, 5,000 Lumen Data

Cable

- Theatre Works has a very limited stock of cable and can only accommodate 1x Projector in standard position.

4.6 Streaming

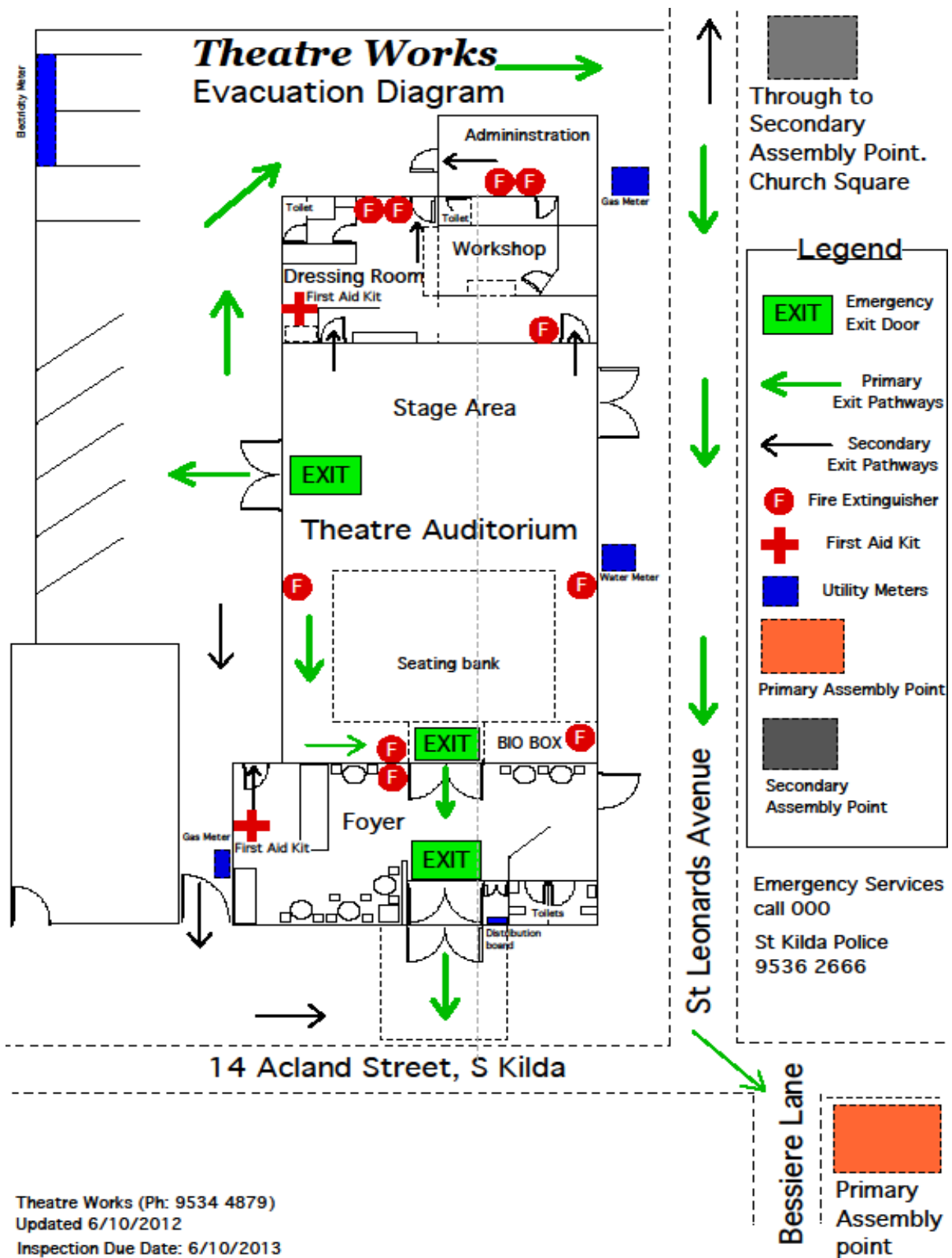
Theatre Works now has equipment to accommodate live streaming of performances. Theatre Works currently doesn't own any cameras to accommodate this streaming, however, we do have a supplier that we can recommend for hires.

Control

- Mac Computer (+ keyboard and mouse)
- Black Magic ATEM Extreme
- LG Full HD Monitor
- 8x HDMI to SDI 3G Micro Converters

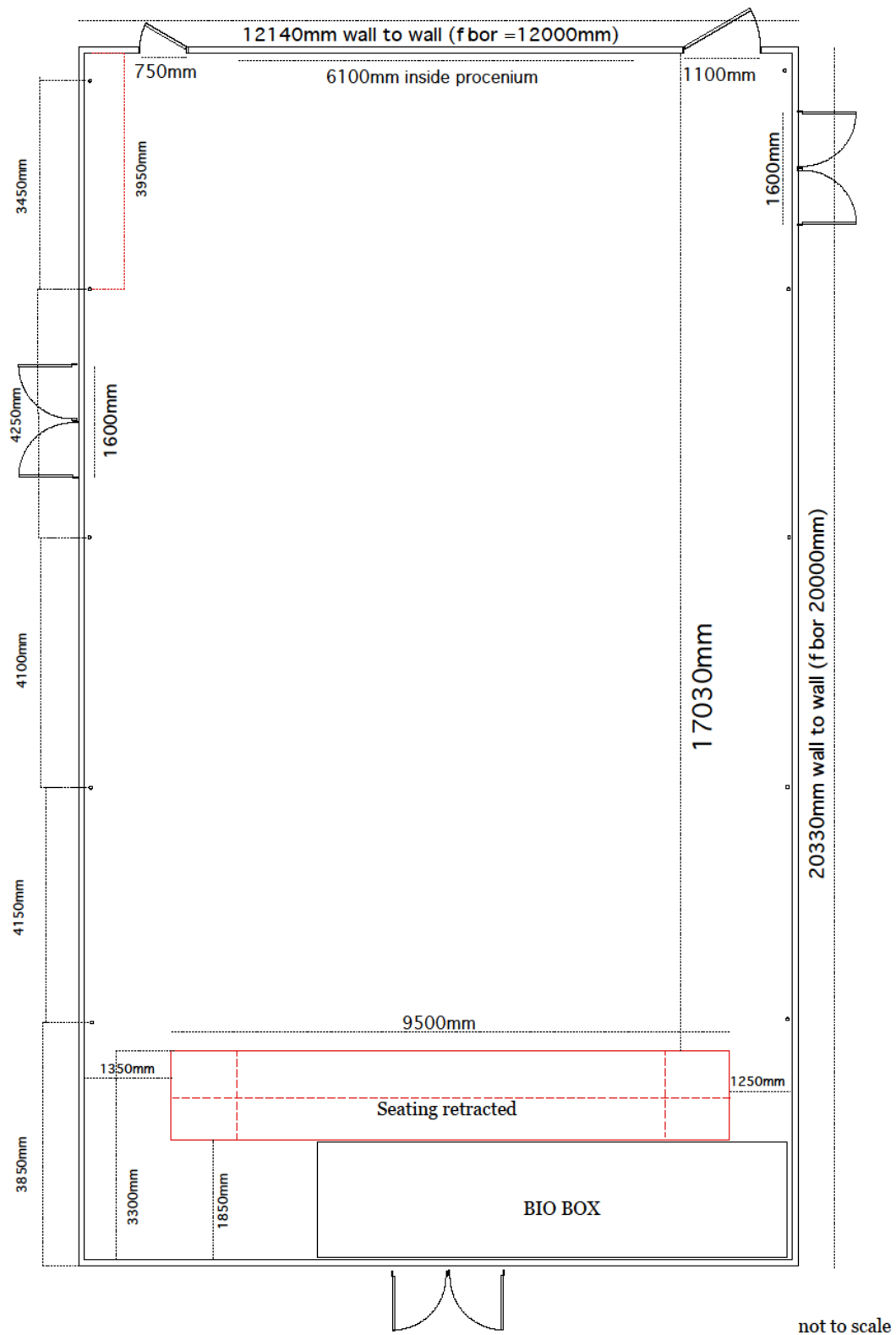
5. APPENDICES

5.1 Evacuation Diagram

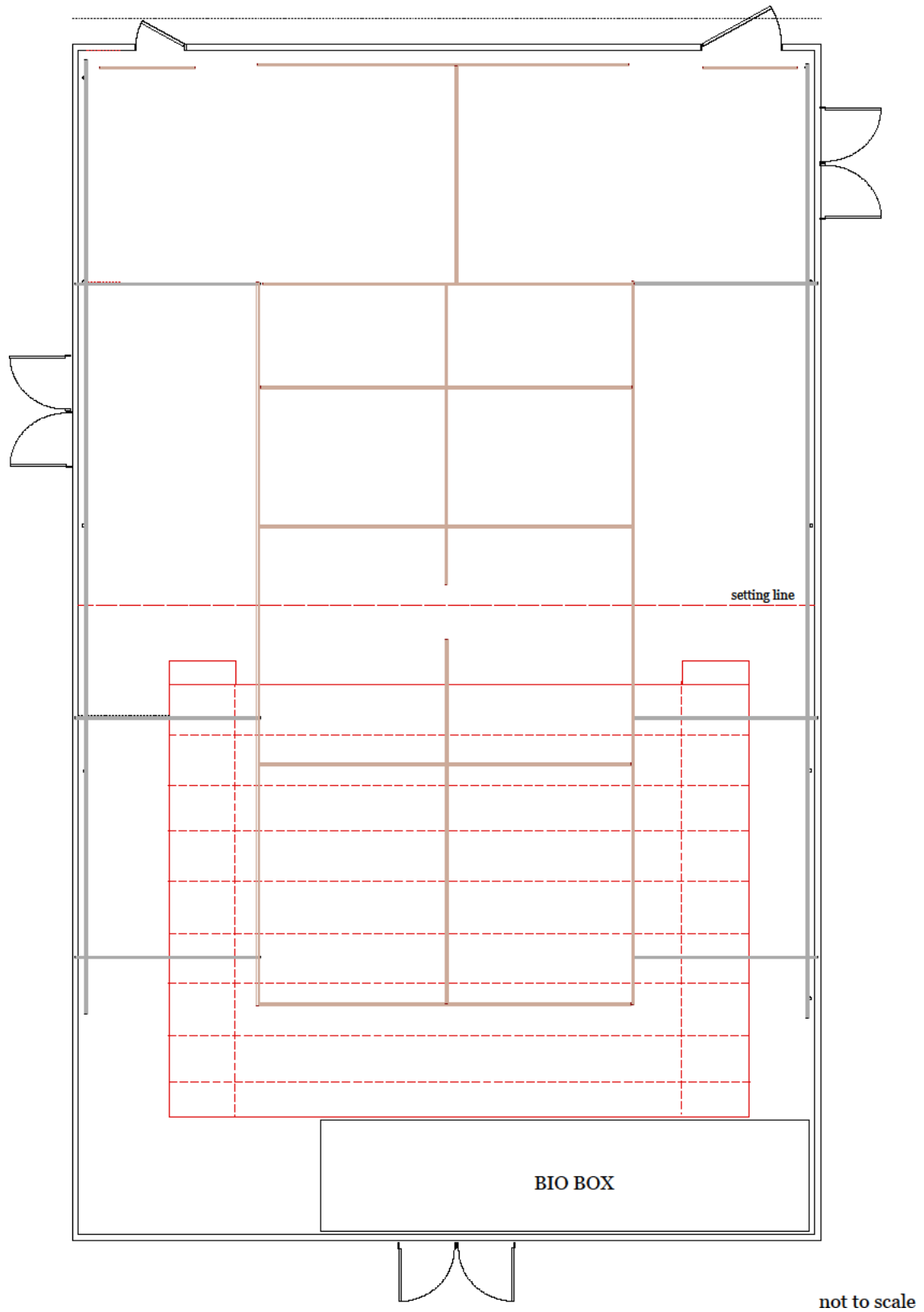


6.

5.2 Floorplan (seating bank retracted)

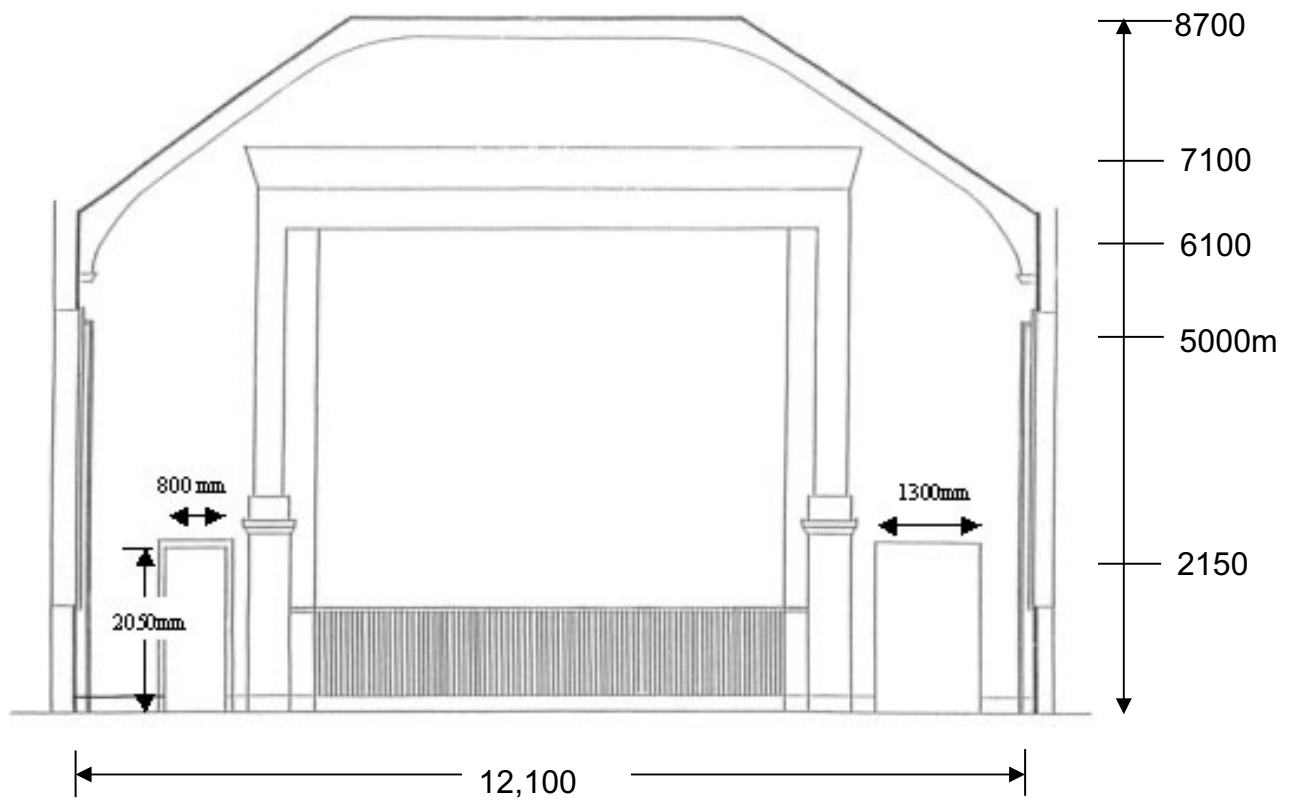


5.3 Floorplan (seating bank extended)

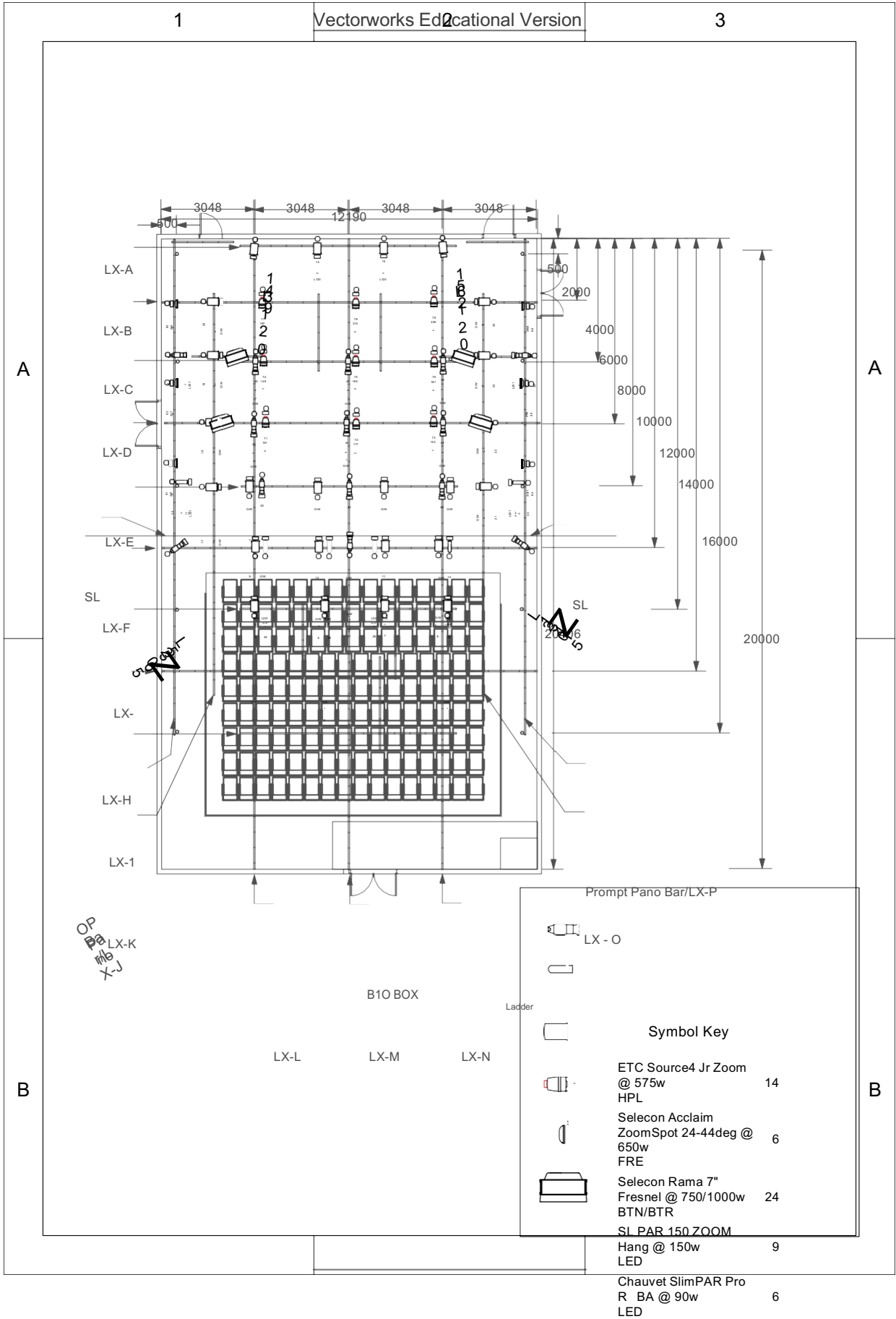


5.4 Elevation

Theatre Works - Pros Arch Elevation



5.5 Standard Lighting and Audio Rig



Audio Speakers RCF
ART 715 4

1 Vectorworks Educational Version 3